

DiaSoft™

Complete Diamond Manufacturing Solution



**Lemon
Technologies.**

GROUP PROFILE



Group Profile



Leading consulting & technology service provider specialized in providing a host of value added services to various manufacturing and service industries worldwide including Gems & Jewellery, Pharma & Chemicals, BFSI etc.

Part of RSM International and RSM India, the 6th largest accounting-consulting groups globally and in India respectively.

Group Companies

Lemon Technologies Pvt. Ltd

Lemon Consultech India

**Lemon Consultech
BVBA**

Lemon Financial Advisors LLP



Lemon Consultech DMCC

Lemon Consultech HK Ltd.

Lemon Technomist Pvt. Ltd.

Our Strengths

Multi-disciplinary team of Software developers, Application developers, IT Engineers and other professionals



Technology team of 200+ personnel



Specialized in providing host of value added IT consulting & professional IT services



Clients include companies from the Gems & Jewelry industry worldwide along with other manufacturing and service industries



Offer creative and innovative solutions to solve business problems



Vision & Mission

To offer innovative and creative services for the beneficitation of our customers worldwide such that our services enable them to transform the way in which they do business.

Vision



Mission

To deliver excellence in all our services to enable our esteem customers to excel in their own business. We do this by providing value-added services leveraging our vast domain knowledge, blending of IT with various business domains, specialized multi disciplinary skills and international professional expertise



Awards & Accolades



Lemon Technologies:

'Most Innovative IT Company'
by GJTCI for 2014-15
in Ahmedabad

Lemon Technomist:

Awarded the 'Most Innovative Company' by GJEPC for 2014-15, 2016-17 and 2018-

Both these companies appear in the list of Top 100 Companies by "The New Jeweller Magazine"

DiaSoft™

Complete Diamond Manufacturing Solution



**Lemon
Technologies.**

Macro Features



Complete diamond sourcing, processing, sales and accounting solution



Multi company, multi entity and multi node structure

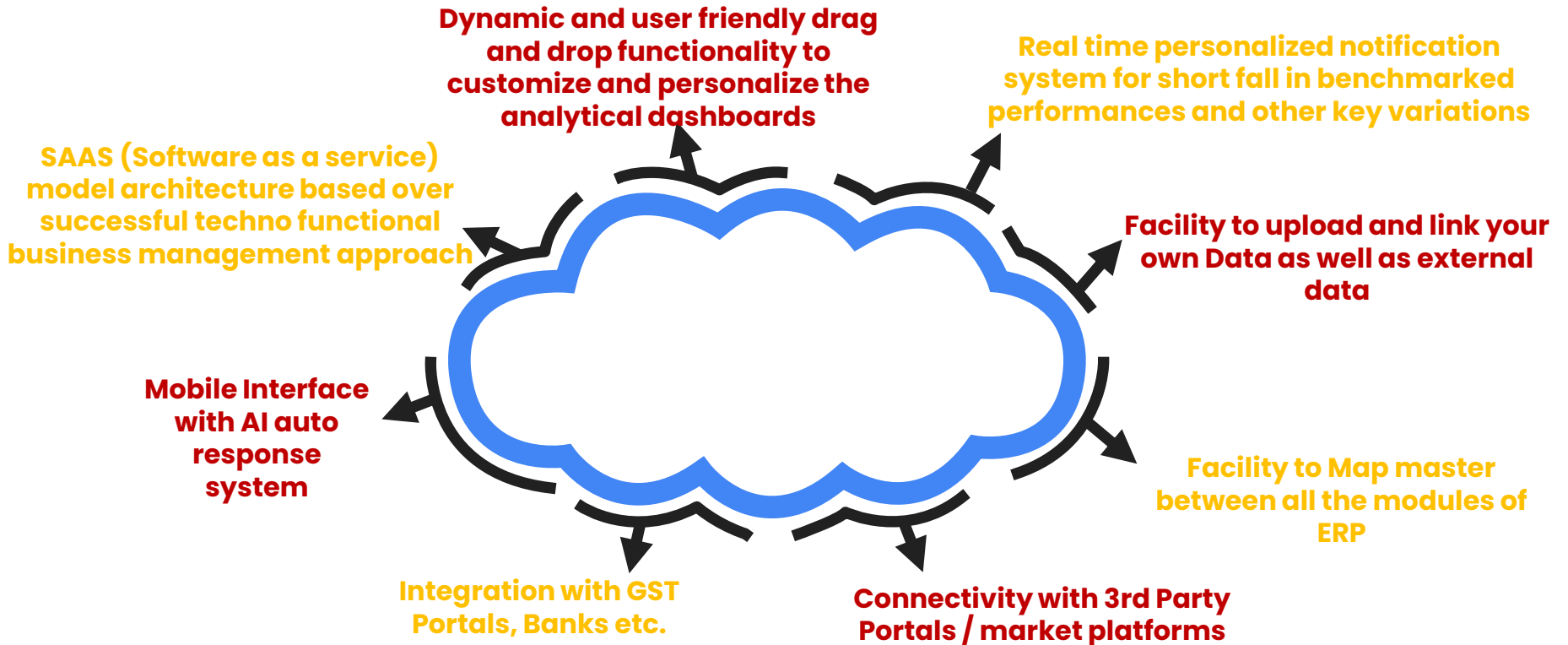


Group company concept for better viewability and reporting of more than 1 companies



Latest state of the art technology platforms being utilized like Oracle 12c – Fusion Middleware, Oracle 12c forms and reports, Oracle 19c database, MySQL, PostgreSQL etc

Key Unique Features



Database Security

**No direct access to database server
but accessible only through multi
factor authentication**

**Encryption of data in transmitted
using SSL as well as data in
underlying storage is also
encrypted**

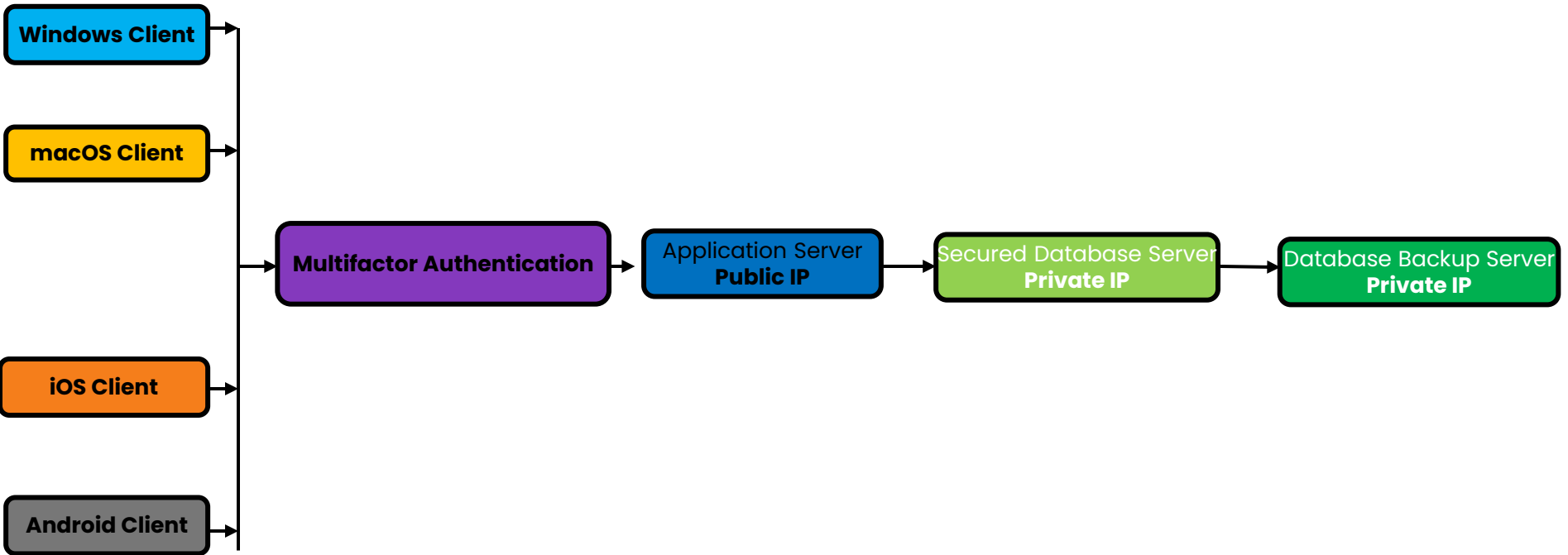
**Configured automated
backups and snapshots for
database disaster recovery**



**Respective regional compliance
certification i.e. MeitY for India, EN
301 549 for Europe**

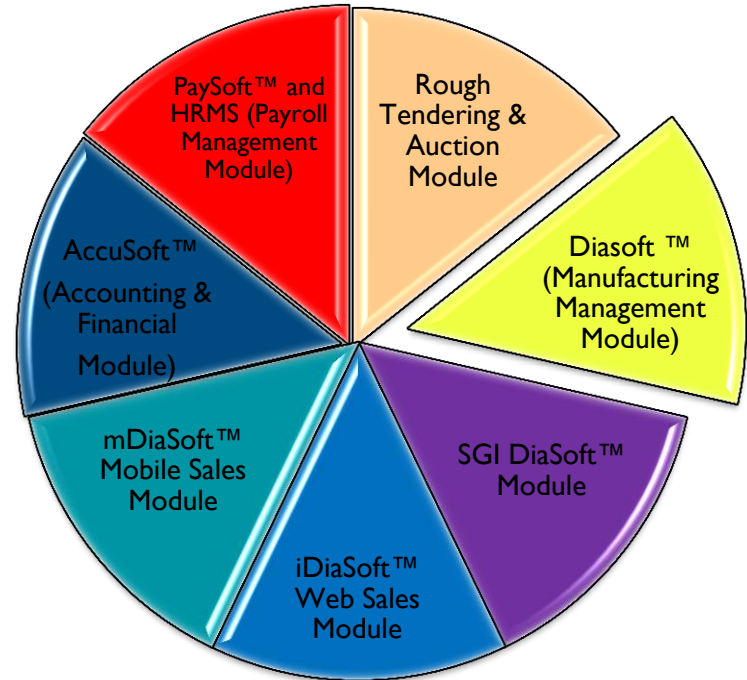
ISO 27000 Compliant

Database Security Structure




Different Modules

- Rough & Polish Diamond Tender & Auction Module
- DiaSoft™ Manufacturing Module
- Sales and Global Inventory Module
- iDiaSoft- B2b Web sales Module
- mDiaSoft-Mobile Sales Module
- AccuSoft Enterprise™ Accounts and Financial Module
- PaySoft™ Payroll Management Module
- HRMS™ Web based HR Management Module
- Cobalt - Artificial Intelligence Tools
- Learning Management SkillTest, CheckIT, Compliance Dashboard and other solutions!



Salient Features



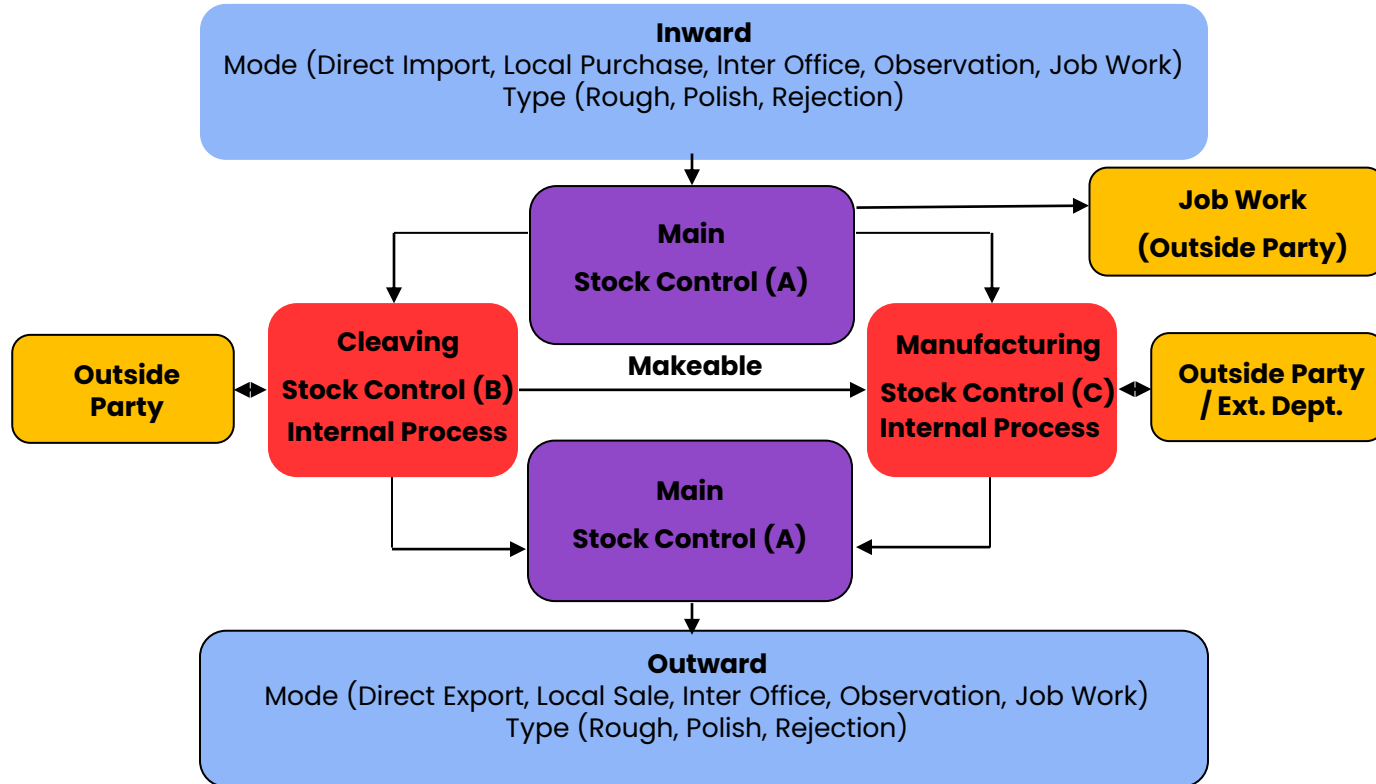
- Stock transit acknowledgement and confirmation based System
- 2D Barcode/RFID/NFC /QR Code Enabled
- Real Time Stock Reconciliation
- Rough Purchase Decision Support System, providing historical rough purchase analysis through mobile application
- Different levels of stone prediction
- Machine Maintenance & Utilization details
- Employee Performance Measurement and Worker grading system
- PPC module for Production, Planning and Control through Load Balancing and Requisition
- Labour Calculation for Employees and External Parties
- Worker idle time calculation
- Dynamic Report Generation Tool

Salient Features



- Parameter tracking during different stages of process cycle
- Variance control over stone parameter value
- Graphical Parameter Comparison Reports
- Demand / Program follow up module
- Attendance system linked with transaction control
- IOT integration with weighing scale, Sarin and other interlinked utilities
- Automated packet issue system to reduce human intervention and to build a robust system.
- System driven and not man driven to eradicate human errors.
- Price Change Plan Effect Advisor to identify market fluctuations
- RFID - LED Tag Integration for stock tally and stock searching

Macro Level Process Specification



Rough Inward

DiSoft [DLite Branch 2 :: BRANCH :: DLite Branch 2-BR001 :: PROG] - [Company Inward]

Master Setting Labour **Transaction** Report View Utility

Switch Department Theme

Company Inward Company Outward Lotting Single Packet Creation Transaction 2.0 Other Entity Trans Confirmation Other QC Return Worker Issue 2.0 Calculate Rapo Rate Stone Plan Master (383) Other Duplicate Jangad Print (Entity) Barcode Print (Employee / Lot) Barcode Print

Inward/Outward Packet Transfer Acknowledge... Worker Transfer Planning Jangad Update Barcode Print

Company Inward X

Company Inward

Parent Entity Type : BRANCH Parent Entity : DLite Branch 2-BR001
 Entity Type : OTHER PERSON-OT Entity : MSK-MAIN STOCK KEEPI Node ID : 28.1.1.1

Inward/Outward Master

Inward Date : 11-10-2022 From Pr Entity Type : DEPT MSC-MAIN STO Currency ID : US DOLLAR
 Transaction Mode : INTER OFFICE From Entity Type : MANAGEI RMIT JIKADARA Currency Rate :
 Item : ROUGH From Node ID : 28.1.1.1.1 HJ-HARMIT JIKADA Courier :
 Jangad No : RAM123-RAMIZ BH Courier Receipt No :
 Other Reference : Origin : Main Lot No :
 Jangad Date : 11-10-2022 Country : Insurance Amount :
 Ref. Branch : Year Month :
 Remark : Check Stock Destination :
 Shipping Date : - - Est Start Date : - - Est End Date : - - Diamond Type :

Freight No GR No : FCA CIF No : Buyer : Consignee Bank : Terms Detail Expense Det

By File Browse.. Upload

Inward/Outward Details

Sub Seqno	Stone ID	O Lotno	Item	Pcs	Cts	Weight Diff	Article Name	Article Size	Rate Per Cts	Sub Lotno	Amount	Number
		abc	ROUGH	12	50.000							
				12	50.000						0.00	

Lot Creation Save Cancel Delete Search Refresh Close

Activate Windows
Go to Settings to activate Windows.

Node Generation/ Factory Hierarchy

By using this node concept, user can set the transaction flow for the entire structure

Stock bifurcation is very easy due to this node id

Entities are able to transfer a stock to any other entities but after create node under that entity

The screenshot shows the 'Node Master' application window. The title bar includes 'Master Transaction Reports View Change Department Utilities Settings About Exit'. The main window has a 'Node Master (F7)' tab and a 'Login Department : Lemon tech Pvt. Ltd. (14_test)-BR001' dropdown. A tree view on the left shows a hierarchy starting with 'Lemon tech Pvt. Ltd. (14_test)' and 'Other Person : AN001'. A table on the right, titled 'Node Child Record (F8)', displays the following data:

Entity Type	Entity	Node	Parent Node
OTHER PERS...	AN001 - Other Person : AN001	28.1.1.1	28.1.1

Two callouts provide additional context:

- An entity can have one or more Node id.** Eg., One worker works under two different managers, then that worker has two different node id, so we can clearly bifurcate stock of that worker according to his manager.
- Entity and Node concept is basically used for providing dynamic structure into transactions. Examples of entities are Company, Branch, Department, Sub Department, Party.

The bottom status bar shows 'Lemon Technologies Pvt. Ltd.', 'Active form List', and the date '04 June 2020'.

Invoice Wise Stock

Complete Tracking of Invoice till outward from one view with value and balance.

Master Transaction Reports View Change Department Utility Settings About Exit

Packet Detail 20192020

Main Lot No	Transaction Mode	Item	Inward Date	Invoice Date	Insurance Amt	DISCOUNT	Curr Rate	Pcs	Cts	Rs Value	Dollar Value	Pending Cts	P Rs Value	P Dollar Va
MKN0412	INWARD	ROUGH	04-12-2019	04-12-2019			150.00	15	20.00	600000.00	4000.00	0.00	0.00	
BHS342TEST	INWARD	ROUGH		27-12-2019										
MKN0312_1	INWARD	ROUGH	03-12-2019	03-12-2019										
MKN0808	INWARD	ROUGH		08-08-2019										
MKN0412_1	INWARD	ROUGH		04-12-2019										
MKN0708	INWARD	ROUGH		07-08-2019										
MKN0412_2	INWARD	ROUGH		04-12-2019										
MKN0809	INWARD	ROUGH		09-08-2019										
HARMIT	INWARD	ROUGH		03-12-2019		10.00								
MKN0908	INWARD	ROUGH		09-08-2019										
MKN0312	INWARD	ROUGH		03-12-2019										

< 200 245.00 3354000.00 54640.00 115.00 8900.00 >

Sr.No	Pcs	Cts	Number	Remark
	0	0.00		

MIX	Main Lot No	Kapan No	CTS	Clv	Mfg	CLV Start Date	CLV Comp Date	MFG Start Date	Rs Value	Dollar Value
<input type="checkbox"/>	MKN0412	DKN0412	20.00	20.00	0.00	04-12-2019			600000.00	4000.00
<input type="checkbox"/>										

< 20.00 20.00 0.00 600000.00 4000.00 >

Bal Cts : 0

Microsoft

Activate Windows
Go to Settings to activate Windows.

Add Edit Delete Search Refresh Close

06 June 2020

Find Excel Export

Factory Goods Movement Flow

User can configure Any transactions entities that can transact with each other Acknowledgement and Challan printing Rough and Polish groups that can be transacted

Entity Transaction Setting Master

From Parent Entity Type	From Parent Entity	From Entity Type	From Entity	To Parent Entity Type	To Parent Entity	To Entity Type	From Trans Type	To Trans Type
BRANCH	BR001-Lemon tech Pvt. Ltd. (14 test) ()	OTHER PERSON	AN001-Other Person : AN001	DEPT	R1-Planing ()	MANAGER	BULK	SINGLE

Entity Transaction Setting Detail (F8)

From Entity	To Entity	Assign	Print Jangad	Jangad Type	Jangad Cat	Auto Check	Loss	Tops	Penalty	Pkt.Para Trk	Pred. Level Comp. Flg	Group Toggle	Detail	Pred Flg	ACK	ACK Limit	Auto Diameter
AN001-Other Person : AN001	NB-NILESHBHAI MEHTA	<input checked="" type="checkbox"/>	<input type="checkbox"/>	DETAIL		<input checked="" type="checkbox"/>	<input type="checkbox"/>	<input type="checkbox"/>	<input type="checkbox"/>	<input type="checkbox"/>	<input type="checkbox"/>	<input type="checkbox"/>	<input type="checkbox"/>	<input type="checkbox"/>	<input type="checkbox"/>	0	<input checked="" type="checkbox"/>

Pkt Parameter Tracking Item Detail (F9)

Item	IsActive
ROUGH	<input checked="" type="checkbox"/>

Lemon Technologies Pvt. Ltd. Active form List 04 June 2020

Single Packet Prediction Reports

This report provides comparison of value at different levels of processes

SAP CRYSTAL REPORTS

Main Report

Lemon tech Pvt. Ltd.
720, Belgium Tower, Ring Road, Surat, Gujarat, India
Packet Prediction All Level

Date : 24-08-2015 19:13:17 Note : All Values in Report are Estimated Values .

Lotno R137 OrgPcs 87 OrgCts 558.260

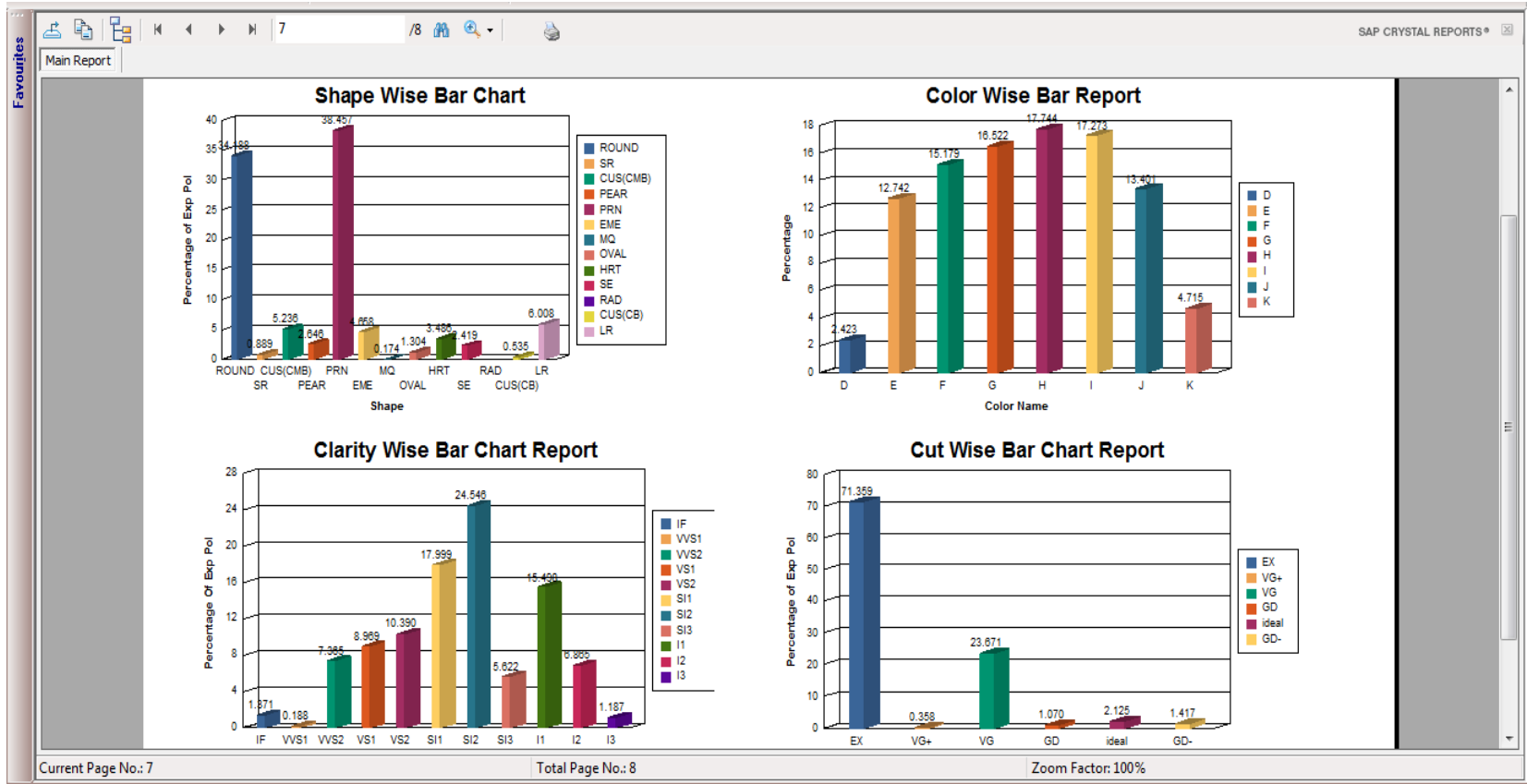
Lotno	M Pkt no	M Col	R. Cts	SIGNER										CHECKER												
				Pktno	Emp	Col	Purity	Shape	Cut	Flour	Exp	Pol	Back %	Est Value	Exp Pol %	Avg Rate	Pktno	Emp	Col	Purity	Shape	Cut	Flour	Exp	Pol	Back %
X137	1	WHT	5.470	0																						
	2	JV	9.630	2	AJS	G	SI1	CUS(CB)	EX	MED	4.51	35	5012.87	58.06	557.60	1	DS	I	VVS2	LR	EX	N	3.01	42	2007.67	55.03
				113	AJS	G	SI1	PEAR	EX	MED	1.08	41	356.83			113	DS	G	SI2	PEAR	VG	FNT	4.01	35	5551.85	52.13
	3	PP	8.200	3	ABS	H	SI1	ROUND	EX	FNT	3.09	21	3637.24	44.63	450.48	3	AN001	F	VS1	SE	GD-	MED	4.00	0	3.00	48.78
				3	ABS	H	VVS1	PEAR	EX	FNT	0.34	35	37.57													
	4	JV	5.560	3	ABS	H	VVS1	PEAR	EX	FNT	0.23	41	19.13													
				4	PKP	F	SI1	PRN	EX	N	2.51	21	2201.02	50.72	479.50	4	DS	F	VVS2	EME	ideal	N	2.13	34	2150.87	53.06
	5	YZ	5.000	4	PKP	F	VVS2	ROUND	EX	N	0.31	40	465.00			4	DS	F	VVS2	HRT	EX	N	0.82	30	264.04	
				5	MVB	F	I1	OVAL	EX	N	1.46	12	385.44	56.20	311.99	5	DS	E	VVS2	ROUND	EX	FNT	1.33	34	1220.14	52.60
	6	TTLB	5.210	5	MVB	F	VVS2	ROUND	EX	N	1.35	25	1174.50			5	DS	E	SI2	LR	EX	FNT	1.30	25	507.00	
				6	TNS	J	SI1	PRN	VG	FNT	2.71	18	1333.32	57.39	259.10	6	DS	J	SI1	PRN	EX	FNT	2.55	18	1254.60	54.70
	7	K+	5.150	6	TNS	J	VVS1	EME	EX	FNT	0.28	49	16.57			6	DS	I	VVS2	LR	EX	FNT	0.30	60	168.00	
				7	PKP	H	VS2	ROUND	VG+	STG	2.01	47	1384.89	45.83	270.67	7	AD	H	VS2	ROUND	EX	STG	2.01	40	1567.80	39.03
8	I	6.650	7	PKP	H	VS2	PRN	EX	STG	0.20	56	9.08														
			8	SPZ	D	VVS2	ROUND	EX	N	1.51	32	2166.55	37.89	493.62	8	AD	E	SI2	CUS(CMEE)	EX	N	3.01	22	2488.67	67.97	
9	H+	5.240	8	SPZ	D	VVS2	ROUND	EX	N	1.01	35	1116.05			8	AD	E	SI1	CUS(CB)	EX	N	1.51	26	9497.90		
			9	PKP	G	SI3	PRN	EX	N	1.51	22	565.34	48.85	143.58	9	DS	E	I3	ROUND	EX	N	1.25	20	160.00	44.85	
10	J+	7.400	9	PKP	G	I2	PRN	EX	N	1.05	11	186.90			9	DS	E	SI2	ROUND	EX	N	1.10	18	613.36		
			10	DS	I	VVS2	EME	EX	N	0.40	29	90.88	5.41		10	DS	I	VVS2	EME	EX	N	0.40	29	90.88	5.41	
11	G-	5.370	11	SBS	G	SI2	PRN	EX	N	3.05	21	2337.22	75.61	506.88	11	DS	G	SI1	PRN	EX	N	3.01	26	2784.25	74.86	
			11	SBS	G	SI1	PRN	EX	N	1.01	32	384.61			11	DS	G	SI3	PRN	VG	N	1.01	28	283.61		
12	I-	8.710	12	AJS	I	SI2	PRN	EX	N	3.02	24	1790.26	65.90	344.79	12	DS	J	SI3	PRN	VG	N	3.01	20	1155.84	69.12	
			12	AJS	I	SI3	PRN	EX	N	2.72	9	1212.85			12	DS	J	SI2	PRN	EX	N	3.01	23	1529.68		
13	H-	7.700	13	AJS	I	SI2	PRN	EX	N	2.01	25	964.80	48.57	175.67	13	DS	J	I1	PRN	VG	N	4.20	-2	1756.44	58.44	
			13	AJS	I	I2	PRN	EX	N	1.73	18	327.87			13	DS	I	I1	ROUND	EX	N	0.30	33	20.40		

Current Page No.: 1 Total Page No.: 8 Zoom Factor: 100%

Technologies Pvt. Ltd. Active form List Monday, August 24, 2015

Single Packet Prediction Reports

Graphical view for final parameters



Single Packet Prediction Reports

This report provides comparisons of parameters and value between 2 level of planning

Lemon tech Pvt. Ltd.

720,Belgium Tower, Ring Road, Surat, Gujarat, India


Prediction Compare Report

Note : All Values in Report are Estimated Values .

DateTime : 24-08-2015 19:15:29

Lotno	M. Pktno	Pktno	Pred Lvl	OrgCts	MkblCts	ExpCts	Yld	Shape	Col	Purity	Cut	Fluor	Milk	Rap	Disc%	Est Value	Est Rate Diff.	Remark
X137	2	2	SIGNER	9.63		4.510		CU\$(CB)	G	SI1	EX	MED	NN	1710.00	35	5012.87	538.98	
		CHECKER	9.63		4.010		ROUND	G	SI1	VG	FNT	NN	2130.00	35	5551.85			
	113	SIGNER	0.00		1.080		PEAR	G	SI1	EX	MED	NN	560.00	41	356.83	-36.86		
		CHECKER	0.00		1.010		PEAR	G	SI2	VG	FNT	NN	480.00	34	319.97			
X137	3	3	SIGNER	8.20		3.090		ROUND	H	SI1	EX	FNT	NN	1490.00	21	3637.24	-3634.24	
		CHECKER	8.20		4.000		SE	F	VS1	GD-	MED	ML4	0.00	0	3.00			
X137	4	4	SIGNER	5.56		2.510		PRN	F	SI1	EX	N	NN	1110.00	21	2201.02	-50.15	
		CHECKER	5.56		2.130		EME	F	VVS2	ideal	N	NN	1530.00	34	2150.87			
	4	SIGNER	5.56		0.310		ROUND	F	VVS2	EX	N	NN	2500.00	40	465.00	-200.96		
		CHECKER	5.56		0.820		HRT	F	VVS2	EX	N	NN	460.00	30	264.04			
X137	5	5	SIGNER	5.00		1.460		OVAL	F	I1	EX	N	NN	300.00	12	385.44	834.70	
		CHECKER	5.00		1.330		ROUND	E	VVS2	EX	FNT	NN	1390.00	34	1220.14			
	5	SIGNER	5.00		1.350		ROUND	F	VVS2	EX	N	NN	1160.00	25	1174.50	-667.50		
		CHECKER	5.00		1.300		LR	E	SI2	EX	FNT	NN	520.00	25	507.00			
X137	6	6	SIGNER	5.21		2.710		PRN	J	SI1	VG	FNT	NN	600.00	18	1333.32	-78.72	
		CHECKER	5.21		2.550		PRN	J	SI1	EX	FNT	NN	600.00	18	1254.60			
X137	7	7	SIGNER	5.15		2.010		ROUND	H	VS2	VG+	STG	NN	1300.00	47	1384.89	182.91	
		CHECKER	5.15		2.010		ROUND	H	VS2	EX	STG	NN	1300.00	40	1567.80			
X137	8	8	SIGNER	6.65		1.510		ROUND	D	VVS2	EX+	N	NN	2110.00	32	2166.55	322.12	
		CHECKER	6.65		3.010		CU\$(CM)	E	SI2	EX	N	NN	1060.00	22	2488.67			

Sarin Advisor Integration



- ❖ Bridge between two Different Systems
- ❖ Module to fetch pricing from Diasoft™ and give it to Sarin Advisor
- ❖ Application to decide best plan for Stone
- ❖ Manual effort to upload pricing in SARIN machine is eliminated

4P Plan Scan From 2D Barcode/QR Code



- ❖ In diamond industry, confidentiality is very important.
- ❖ So we have implemented the 2D barcode/QR code system to hide the parameters and same can be used in 4P machine to upload parameters of diamond.

Production Processing Control

Expected Process Time Master X | Stage Master X | Template Master X | Time Parameter Master X

Stage Master

Process ID	Process Name	Ref Process	Is Active
1	Packeting		<input type="checkbox"/>
			<input type="checkbox"/>
			<input type="checkbox"/>
			<input type="checkbox"/>
			<input type="checkbox"/>
			<input type="checkbox"/>



Here user can define Processing stages

Here user can set expected processing time based on template and processing stage



Expected Process Time Master X | Stage Master X | Template Master X | Time Parameter Master X

Expected Process Time Master

Seq No	Template	Process	Based On	Minimum	Normal	Maximum	Exp.
1	1	Packeting	DAYS	1.00	2.00	3.00	2.00
2	1	Planning OK	DAYS	10.00	15.00	20.00	15.00
3	1	Makeble OK	DAYS	21.00	22.00	23.00	22.00
4	1	Brut OK	DAYS	25.00	26.00	27.00	26.00
5	1	Polsih OK	DAYS	29.00	32.00	34.00	31.83
6	1	Final Polish Ok	DAYS	35.00	36.00	37.00	36.00

Seq No	Sub Seq No	Pre Process

Production Processing Control

Polish Requisition View

Confirmed

Order Month:

012002

(MMMM)

Refresh

Process


Close

**Actual
Production of
Current Month**



Item	Shape	Purity	Color	Size	Cut	Polish Onhand Cts	Exp. Prod. Cts	Order Cts	Min Cts	Polish Req. Cts	Remark
OV	OV	1/5	D	3/8	VG			100.00	50.00	150.00	
OV	OV	I1B	BR	3/4	G			100.00	60.00	160.00	
PE	PE	2AB	F	1/4	G			75.00	50.00	125.00	
HE	HE	2A-KP	E	1/5	VG	20.00	30.25	60.00	50.00	59.75	
BL	BL	1/20	COLOR	1/3	NORMAL	30.25	15.10	20.00	50.00	24.65	
PR	PR	I1	WHITE	1/5	MIX			10.00	50.00	60.00	
						50.25	46.37	820.00	680.00	1403.38	

**Next 2 Months
expected
production**



Item	Shape	Purity	Color	Size	Cut	Polish Onhand Cts	Exp. Prod. Cts	Order Cts	Min Cts	Polish Req. Cts	Remark
OV	OV	1/5	D	3/8	VG			100.00	50.00	150.00	
OV	OV	I1B	BR	3/4	G			100.00	60.00	160.00	
PE	PE	2AB	F	1/4	G			75.00	50.00	125.00	
HE	HE	2A-KP	E	1/5	VG	20.00	30.25	60.00	50.00	59.75	
BL	BL	1/20	COLOR	1/3	NORMAL	30.25	15.10	20.00	50.00	24.65	
PR	PR	I1	WHITE	1/5	MIX			10.00	50.00	60.00	
						50.25	46.37	820.00	680.00	1403.38	

Item	Shape	Purity	Color	Size	Cut	Polish Onhand Cts	Exp. Prod. Cts	Order Cts	Min Cts	Polish Req. Cts	Remark
OV	OV	1/5	D	3/8	VG			100.00	50.00	150.00	
OV	OV	I1B	BR	3/4	G			100.00	60.00	160.00	
PE	PE	2AB	F	1/4	G			75.00	50.00	125.00	
HE	HE	2A-KP	E	1/5	VG	20.00	30.25	60.00	50.00	59.75	
BL	BL	1/20	COLOR	1/3	NORMAL	30.25	15.10	20.00	50.00	24.65	
PR	PR	I1	WHITE	1/5	MIX			10.00	50.00	60.00	
						50.25	46.37	820.00	680.00	1403.38	

Demand System

The screenshot shows the 'Demand Master' application window. At the top, there is a menu bar with options: Master, Transaction, Reports, View, Change Department, Utilities, Settings, About, and Exit. The title bar indicates 'Total 1 Packets Confirmation Pending in Login Department'. The main window title is 'Demand Master X'. Below the title bar, there is a 'Favourites' sidebar on the left. The main content area is titled 'Demand Master (F6)' and contains a table with the following columns: SrNo, Demand Name, TDate, Shepe, Fr ExpCts, To ExpCts, Fr Color, To Color, Fr Clarity, To Clarity, Fr Flour, To Flour, Fr Milky, To Milky, Qty Pcs, Is Active, Rate/Cts, Back Per, Flag, and Priority. The table contains 13 rows of data. Below the table, there is a 'Demand Detail (F7)' section with several dropdown menus for 'Cut', 'Polish', and 'Symmetry', each with options like 'IDEAL', 'EXCELLENT', 'VERY GOOD', and 'GOOD'. At the bottom left of the window, the text 'Lemon Technologies Pvt. Ltd.' is visible.

SrNo	Demand Name	TDate	Shepe	Fr ExpCts	To ExpCts	Fr Color	To Color	Fr Clarity	To Clarity	Fr Flour	To Flour	Fr Milky	To Milky	Qty Pcs	Is Active	Rate/Cts	Back Per	Flag	Priority
5	test1	14-10-2015	PRINC...	0.20	2.00	D	G	IF	VVS1	FAINT	FAINT	ML1	ML1	1	<input type="checkbox"/>	0	40	Regular	0
6	test2	14-10-2015	PRINC...	0.20	1.00	D	E	IF	VS1	FAINT	FAINT	ML1	ML1	1	<input type="checkbox"/>	0	45	Regular	0
7	abc	20-10-2015	PRINC...	0.20	0.25	D	D	IF	IF	NONE	NONE	ML1	ML4	5	<input checked="" type="checkbox"/>	1500	0	Regular	0
8	aaa	20-10-2015	PRINC...	0.20	0.25	D	D	IF	IF	NONE	NONE	ML1	ML1	5	<input checked="" type="checkbox"/>	600	0	Regular	0
9	demandRate	31-10-2015	PRINC...	0.30	0.60	D	D	IF	IF	NONE	NONE	ML1	ML1	4	<input checked="" type="checkbox"/>	2500	0	Regular	0
10	demandBack	31-10-2015	PRINC...	0.80	1.00	D	D	IF	IF	NONE	NONE	ML1	ML1	3	<input checked="" type="checkbox"/>	0	35	Regular	0
11	testDemand	11-01-2016	PRINC...	0.80	1.00	D	H	IF	IF	NONE	NONE	ML1	ML1	5	<input type="checkbox"/>	3000	0	Regular	0
12	Tdemand	11-01-2016	PRINC...	0.20	0.20	E	L	IF	IF	NONE	NONE	ML1	ML1	4	<input checked="" type="checkbox"/>	0	40	Regular	0
13	newdemand	15-01-2016	PRINC...	0.30	0.60	D	D	IF	IF	NONE	NONE	ML1	ML1	30	<input checked="" type="checkbox"/>	2500	0	Regular	0

User can manage sales orders by tracking from production cycle

User can view demand criteria packets and track them

The screenshot shows the 'Entity Transaction Dynamic View' application window. The title bar includes 'Entity Transaction Dynamic View'. The main window title is 'Entity Transaction Dynamic View'. Below the title bar, there is a 'Pivot Grid' section. The main content area is a form with various fields for transaction details, including 'Report', 'To Pr Entity', 'To Entity', 'Fr Entity', 'Fr Dt', 'To Dt', 'Process', 'Fr Jnd', 'To Jnd', '3rd Dt', 'Trans Type', 'Lot No', 'Pkt No', 'CTS', 'Exp Pol', and '3rd Dt'. Below the form, there are several radio buttons for 'Issue', 'Return', 'OutStanding', 'All', 'Non Ack', 'Printed', 'Non Printed', 'Excel', 'PDF', and 'Export'. There are also buttons for 'View Type', 'Display Fields', 'Display Filters', 'Lot Status', and 'Print'. At the bottom, there is a table titled 'EntityTrans: Demand' with columns for 'Dept', 'To P Entity', 'To Entity Type', 'To Entity', 'Stock Person', 'Process', 'Owner Name', 'Owner Process', 'Lotno', 'Plant Pktno', 'Pktno', 'Iss Cts', 'Net Cts', 'Pcs', 'Cts', and 'Jno'. The table contains two rows of data: 'Demand: - 806 Items' and 'Demand: SI - 5 Items'.

Tender Master

DiaSoft | Lemon Technologies Pvt Ltd. :: BRANCH :: Test -BR001 :: PROG | - [Tender Master]

Master Transaction Reports View Change Department Utilities Settings About Exit

Tender Master X Tender View X

Tender Master From File Path Browse Upload Result Upload Color Validation Disable View Report Document Download Format

Tender: ALR 23-09-16 Sub Tender: 143EX Go To Lotno: -7 -10 -15 -20 Value

Start: 16-09-2023 To 20-09-2023 Result: 27-10-2023 Loc: Buyer:

Tender Master (F7)

Export ...	Rgh...	Rgh...	Av...	Description	Basic	Ext.Cost	BidPrice	SellPrice	SellParty	Is Sold	Avg Rate	Is Avg Calc	Lotno	SubLot	Size	Sold/Won	Remark	Remark(1)	Remark(2)	Dis....	No of bids	Status	Highest Bid
13			20.88	1.00	93800.00					<input checked="" type="checkbox"/>		<input type="checkbox"/>	13			SOLD						Sold	2857.94
14			24.64	1.00	65200.00					<input checked="" type="checkbox"/>		<input type="checkbox"/>	14			SOLD						Sold	1571.13
15			21.31	1.00	59200.00					<input checked="" type="checkbox"/>		<input type="checkbox"/>	15			UNSOLD						Not sold	
16			21.07	1.00	51500.00					<input checked="" type="checkbox"/>		<input type="checkbox"/>	16			SOLD						Sold	3120.03
17			31.18	1.00	89800.00					<input checked="" type="checkbox"/>		<input type="checkbox"/>	17			SOLD						Sold	4003.92
18		1	44.94	44.94	398700.00					<input checked="" type="checkbox"/>		<input type="checkbox"/>	18			SOLD						Sold	7282.93
19			27.41	1.00	235300.00					<input checked="" type="checkbox"/>		<input type="checkbox"/>	19			SOLD						Sold	8482.16
20			32.15	1.00	57800.00					<input checked="" type="checkbox"/>		<input type="checkbox"/>	20			SOLD						Sold	4891.04
21			42.39	1.00	104600.00					<input checked="" type="checkbox"/>		<input type="checkbox"/>	21			SOLD						Sold	14239.35
22			24.68	1.00	41100.00					<input checked="" type="checkbox"/>		<input type="checkbox"/>	22			SOLD						Sold	16882.86
23			20.19	1.00	87100.00					<input checked="" type="checkbox"/>		<input type="checkbox"/>	23			UNSOLD						Not sold	
24		1	33.76	33.76	189300.00		150.00	200.00		<input type="checkbox"/>		<input type="checkbox"/>	24			WON						Sold	20000
25			21.17	1.00	80800.00					<input checked="" type="checkbox"/>		<input type="checkbox"/>	25			UNSOLD						Not sold	
26			26.34	1.00	152200.00					<input checked="" type="checkbox"/>		<input type="checkbox"/>	26			SOLD						Sold	7972.18
27			26.31	1.00	59300.00					<input checked="" type="checkbox"/>		<input type="checkbox"/>	27			UNSOLD						Not sold	
28			29.62	1.00	51400.00					<input checked="" type="checkbox"/>		<input type="checkbox"/>	28			UNSOLD						Not sold	
29			21.34	1.00	48700.00					<input checked="" type="checkbox"/>		<input type="checkbox"/>	29			UNSOLD						Not sold	
30			22.57	1.00	28550.00					<input checked="" type="checkbox"/>		<input type="checkbox"/>	30			SOLD						Sold	3585.97

11 2680.11 10407488.00 0.00 60650.00 200.00

Rktno	Plan...	Sub...	Pcs	Plan...	AssCts/PolCts	Shape	Col	To.Col	Cl	To.Cl	Flr	EX	Sym	Certi	Rapo Rate	Stone Rate	Disc %	Calc Rate	Bulk ...	Remark	Bun...	Final Flag	M.Flr	M.Cl	Plan Avg	TOT_PLAN_V...	Tension	Tot Plan Value
1	1	1	1	33.760	9.010	EM	I		VVS1	FL1	EX	EX	GIA	27500.00	27500.00	0.00	247775.00			1	<input checked="" type="checkbox"/>			20432.36	335295		335295.00	
1	1	2	1	0.000	3.800	PE	I		VVS1	FL1	EX	EX	GIA	16000.00	16000.00	0.00	60800.00			1	<input checked="" type="checkbox"/>			20432.36	335295		335295.00	
1	1	3	1	0.000	2.500	PE	I		VVS2	FL1	EX	EX	GIA	8400.00	8400.00	0.00	21000.00			1	<input checked="" type="checkbox"/>			20432.36	335295		335295.00	
1	1	4	1	0.000	1.100	PE	I		VVS1	FL1	EX	EX	GIA	5200.00	5200.00	0.00	5720.00			1	<input checked="" type="checkbox"/>			20432.36	335295		335295.00	
1	2	1	1	33.760	6.150	RD	I		VS1	FL2	GD	FR	GIA	28000.00	28000.00	0.00	172200.00			1	<input type="checkbox"/>			23732.67	383520		383520.00	
1	2	2	1	0.000	6.010	RD	I		VVS2	FL1	EX	EX	GIA	30000.00	30000.00	0.00	180300.00			1	<input type="checkbox"/>			23732.67	383520		383520.00	
1	2	3	1	0.000	2.200	PE	I		VVS1	FL1	EX	EX	GIA	8700.00	8700.00	0.00	19140.00			1	<input type="checkbox"/>			23732.67	383520		383520.00	
1	2	4	1	0.000	1.800	PE	I		VVS1	FL1	EX	EX	GIA	6600.00	6600.00	0.00	11880.00			1	<input type="checkbox"/>			23732.67	383520		383520.00	
1	3	1	1	33.760	7.010	EM	I		VVS1	FL1	EX	EX	GIA	27500.00	27500.00	0.00	192775.00			1	<input type="checkbox"/>			23765.27	384522		384522.00	
1	3	2	1	0.000	6.010	RD	I		VS1	FL1	EX	EX	GIA	28000.00	28000.00	0.00	168280.00			1	<input type="checkbox"/>			23765.27	384522		384522.00	
1	3	3	1	0.000	2.010	PE	I		VVS1	FL1	EX	EX	GIA	8700.00	8700.00	0.00	17487.00			1	<input type="checkbox"/>			23765.27	384522		384522.00	
1	3	4	1	0.000	1.150	PE	I		VVS1	FL1	EX	EX	GIA	5200.00	5200.00	0.00	5980.00			1	<input type="checkbox"/>			23765.27	384522		384522.00	

12 101.280 48.750 22632.55 1103337.00

Rough Pcs: 1 Rough Cts: 33.76

Add Edit Delete Search Refresh Close Calculate Apply

Current Record: 1 Out of 14 Active Form List 27 March 2024

Type here to search

17:41 27-03-2024

Auto Weight Capture

User can capture weight directly from machine

Master Transaction Reports View Change Department Utilities Settings About Exit

Entity Transaction 2.0 X

Entity Transaction 2.0

Login Department: Lemon tech Pvt. Ltd. (14_test)-BR001 * Single Auto Lot Same As Above

-Entity Transaction Detail (F7)

Barcode	Lot No	Pkt No	Fr Entity	To P Entity Type	To P Entity	To Type Entity	To Entity	Item	Process	Trans. Date	Org. Pcs	Org. Cts	Pcs	Loss Cts	Penalty	Cts



Stock Tally System – Single Packet

- ❖ We can tally stock by scanning barcode or RFID Tags
- ❖ System will display mismatched packets to identify stock issue

Stock Tally 3.0

Filter: Shift: [] Group: BRANCH

Entity Type: [] Proc: []

Entity: []

Selection: Closing

Barcode/RFID: Barcode RFID Tag Barcode: []

Stock Tally Report 25-08-2015 16:54:38

Dept : LS[Grp:LS]

Dept Closing [Person]

SeqNo	Dept	Fnct	Prcn	P/G	LotNo	PktNo	Cts
(A) Dept[P] - Packet not return in Closing							
MGR							
1	LS	MGR	AMIT SH/		T101BFM	77	3.960
	LS	MGR	AMIT SH/		T101BFM	154	3.320
	LS	MGR	AMIT SH/		T102	442	0.790
	LS	MGR	AMIT SH/		T113	13	4.890
	LS	MGR	AMIT SH/		T119A	129	2.330
	LS	MGR	AMIT SH/		T119A	135	2.520
	LS	MGR	AMIT SH/		T121A	26	7.000
	LS	MGR	AMIT SH/		T121A	59	3.750
	R1	MGR	NAINESH		T121A	1	12.690
	LS	MGR	AMIT SH/		T121B	14	4.580
	LS	MGR	AMIT SH/		T122	27	2.330
	LS	MGR	AMIT SH/		T122	34	5.700
	LS	MGR	AMIT SH/		T123	35	4.930
	LS	MGR	AMIT SH/		T124	43	9.860
	LS	MGR	AMIT SH/		T124	21	7.610
	LS	MGR	AMIT SH/		T124	44	8.030
	LS	MGR	AMIT SH/		T124	6	6.100
	LS	MGR	AMIT SH/		T124	4	8.460
	LS	MGR	AMIT SH/		T124	27	4.910
	R1	MGR	NAINESH		T124	72	1.200
	LS	MGR	AMIT SH/		T127	360	1.420
	LS	MGR	AMIT SH/		T127	3	2.640
	LS	MGR	AMIT SH/		T127	111	2.410

Total : 0

Over

Lemon Technologies Pvt. Ltd. Active form List 05.08.2015

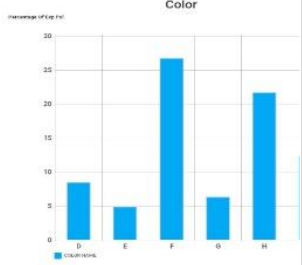
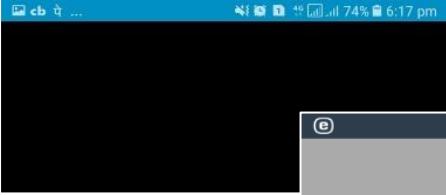
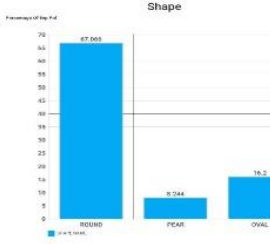
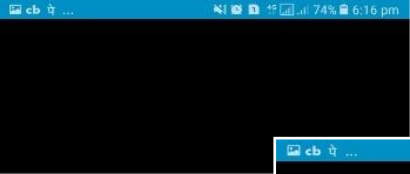

Other utilities

- ❖ Fingerprint integration to validate and authenticate any transaction of issue-return or acknowledgement etc.
- ❖ Eliminates risk of frauds and error in stock movement.



- ❖ RFID LED Tag Integration through which User can easily find the packets from bulk stack of packets.

Mobile App for Analytics



Some Of Our Esteemed Clients



Shyam Corporation



J.B. Brothers (HK) Ltd.



Laxmi Diamond
Since 1972

suashish
Suashish Diamonds Ltd



Our Technology Partners



ORACLE®



SAP
Business One



Tally

Power of Simplicity



THANK YOU

A close-up, slightly blurred photograph of a person's hand pointing at a colorful mosaic on a table. The mosaic consists of many small, multi-colored tiles in shades of blue, yellow, red, and green. The background is dark and out of focus.

Contact Details – info@lemontechnologies.net +91 90992 08000